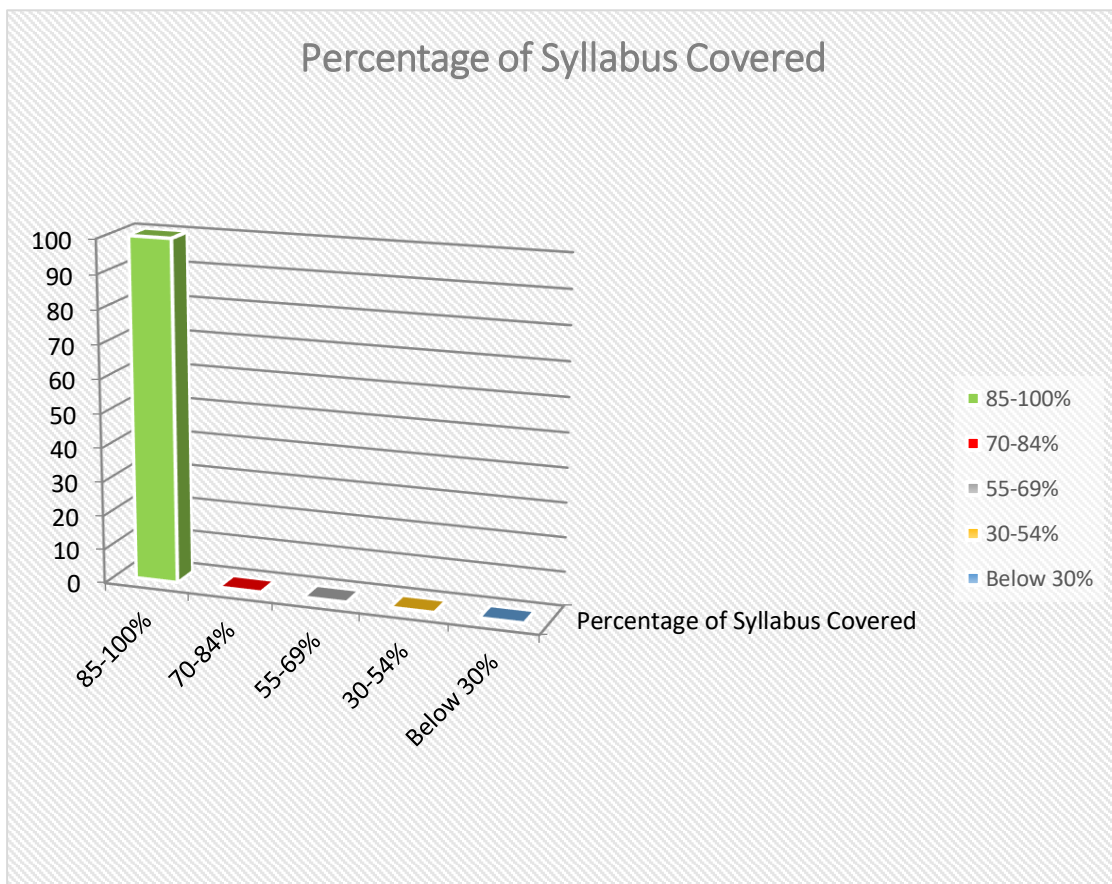


Phek Government College

Student Satisfaction Survey: 2024-2025

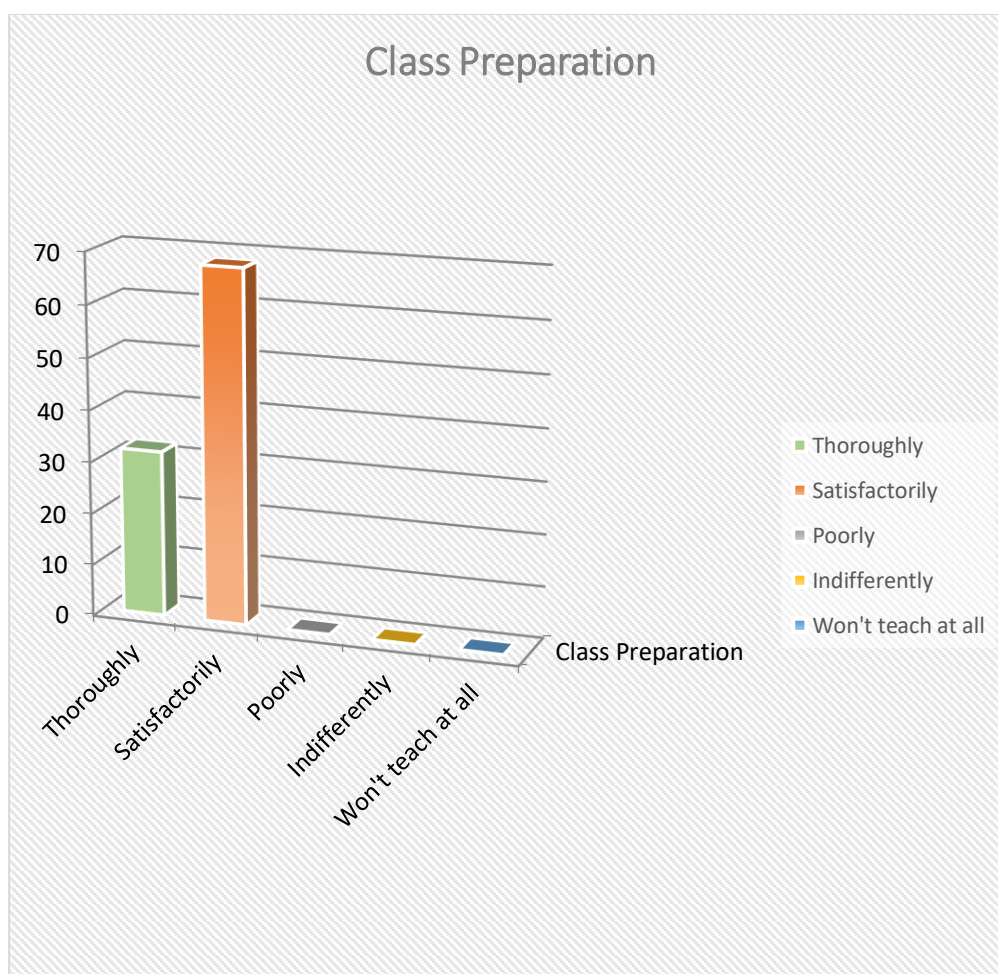
1. How much of the syllabus was covered?

Attributes	Tally	Percentage (%)
85-100 %	50	100
70- 84 %	-	-
55-69%	-	-
30-54%	-	-
Below 30 %	-	-
Total	50	100%



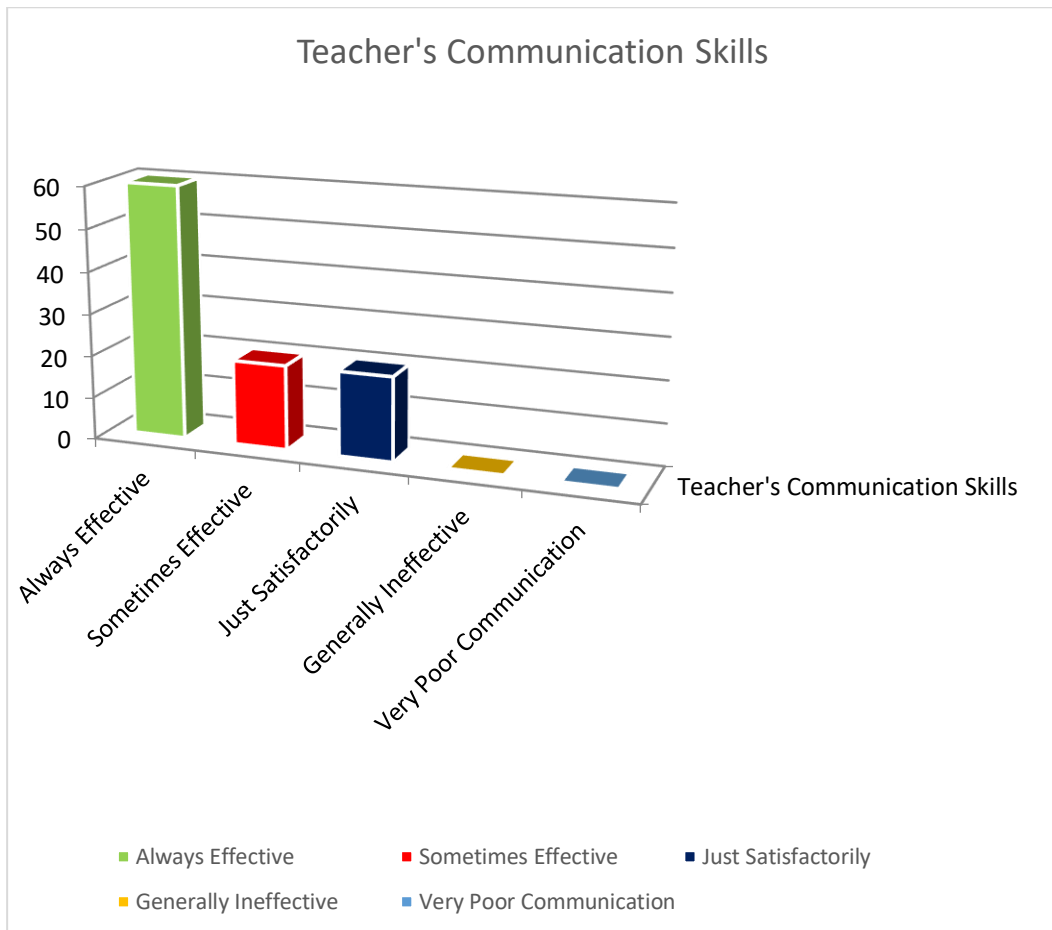
2. How well did the teachers prepare for the classes?

Attributes	Tally	Percentage (%)
Thoroughly	16	32
Satisfactorily	34	68
Poorly	-	-
Indifferently	-	-
Won't teach at all	-	-
Total	50	100%



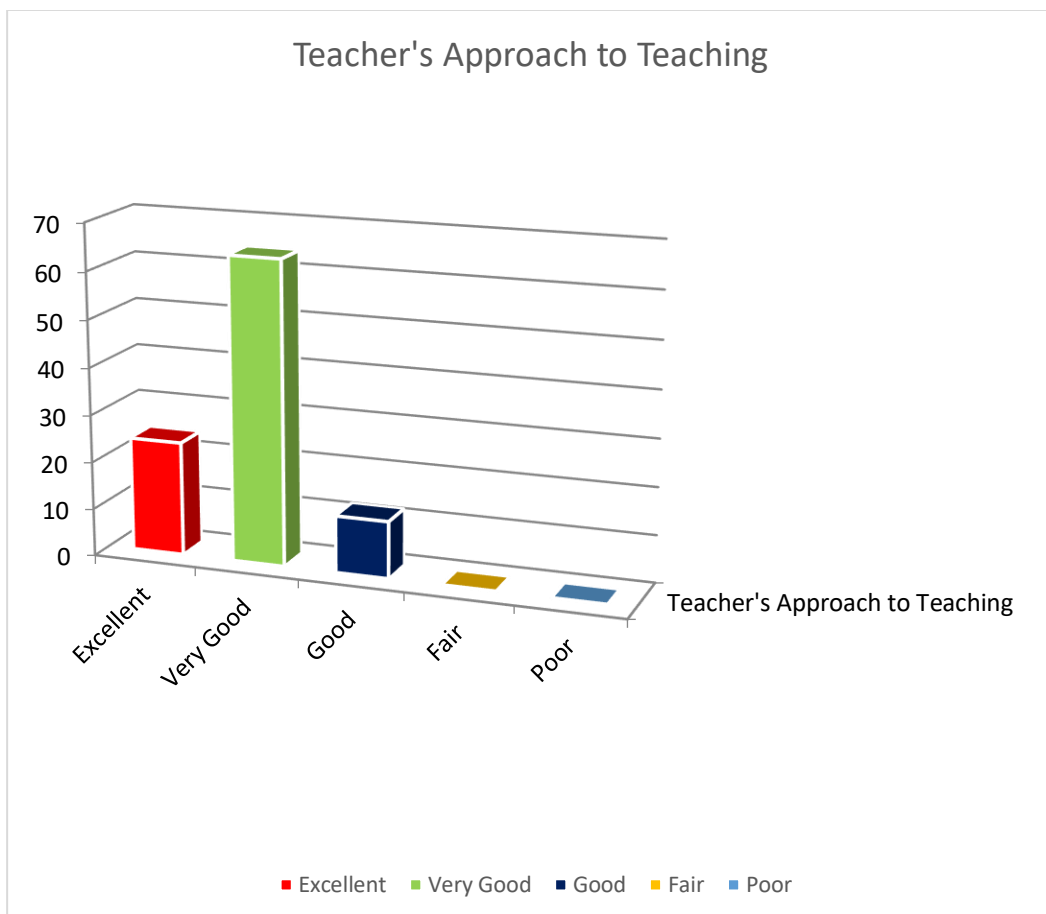
3. How well were the teachers able to communicate?

Attributes	Tally	Percentage (%)
Always Effective	30	60
Sometimes Effective	10	20
Just Satisfactorily	10	20
Generally Ineffective	-	-
Very Poor Communication	-	-
Total	50	100%



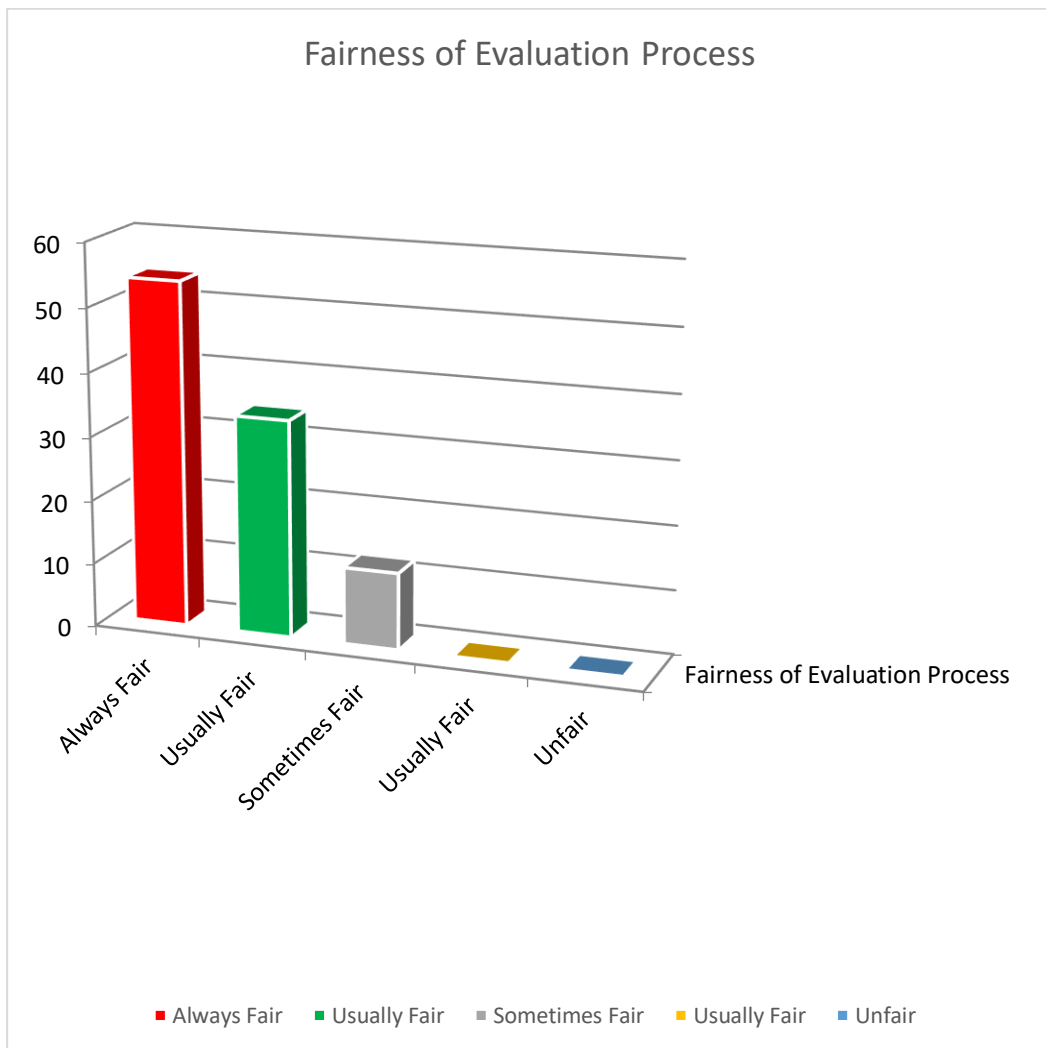
4. The teacher's approach to teaching can best be described as:

Attributes	Tally	Percentage (%)
Excellent	12	24
Very good	32	64
Good	6	12
Fair	-	-
Poor	-	-
Total	50	100%



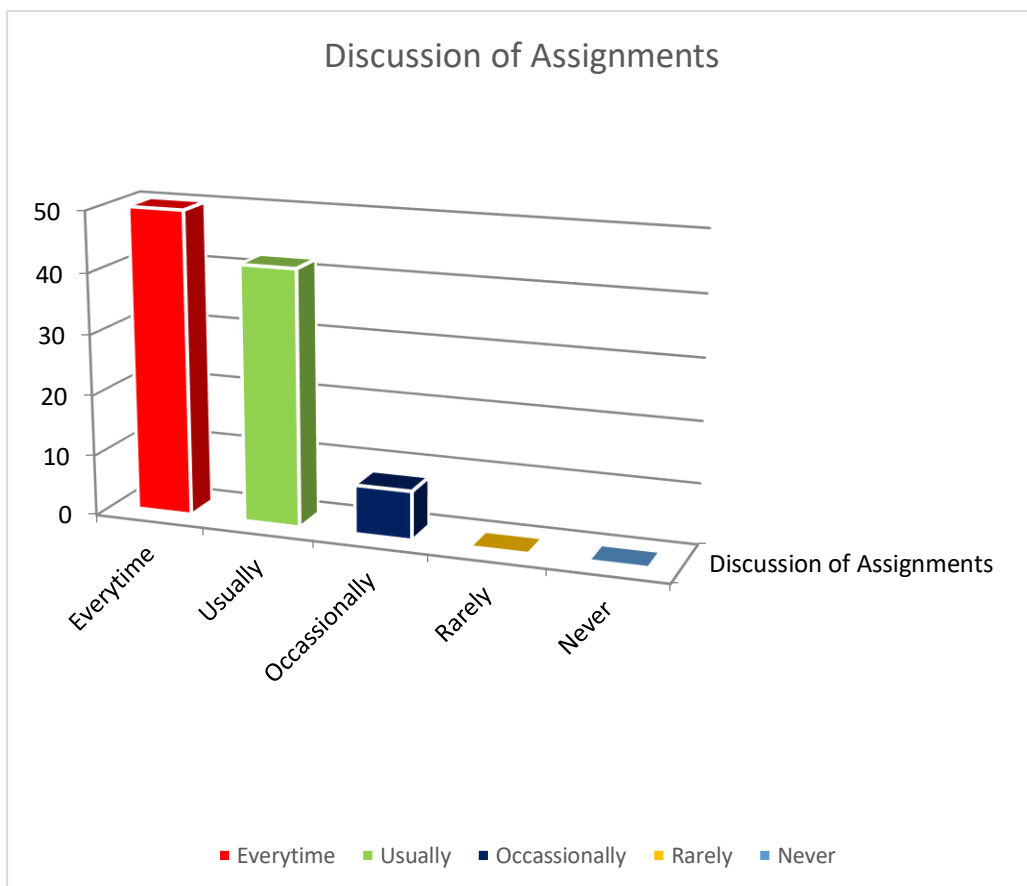
5. Fairness of the internal evaluation process by the teachers.

Attributes	Tally	Percentage (%)
Always fair	27	54
Usually fair	17	34
Sometimes unfair	6	12
Usually unfair	-	-
Unfair	-	-
Total	50	100%



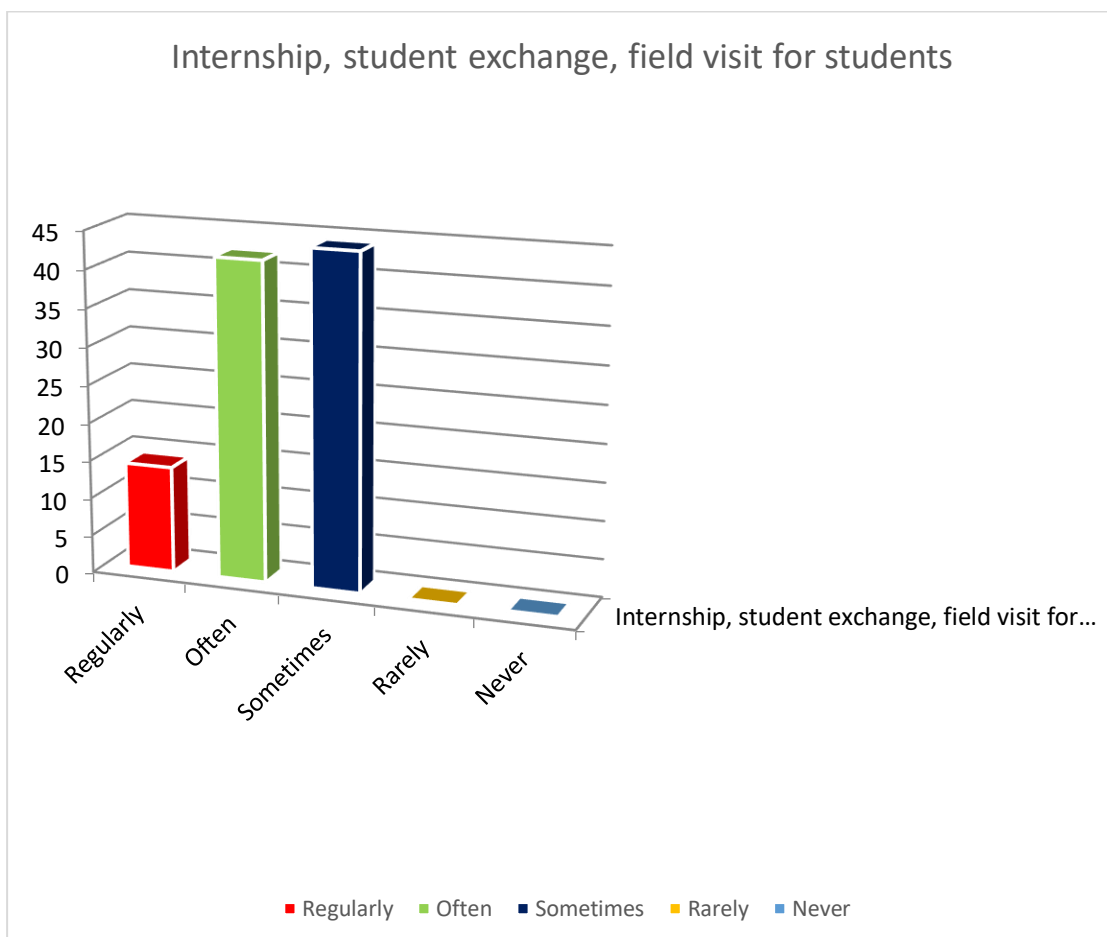
6. Was your performance in assignments discussed with you?

Attributes	Tally	Percentage (%)
Every time	25	50
Usually	21	42
Occasionally/ sometimes	4	8
Rarely	-	-
Never	-	-
Total	50	100%



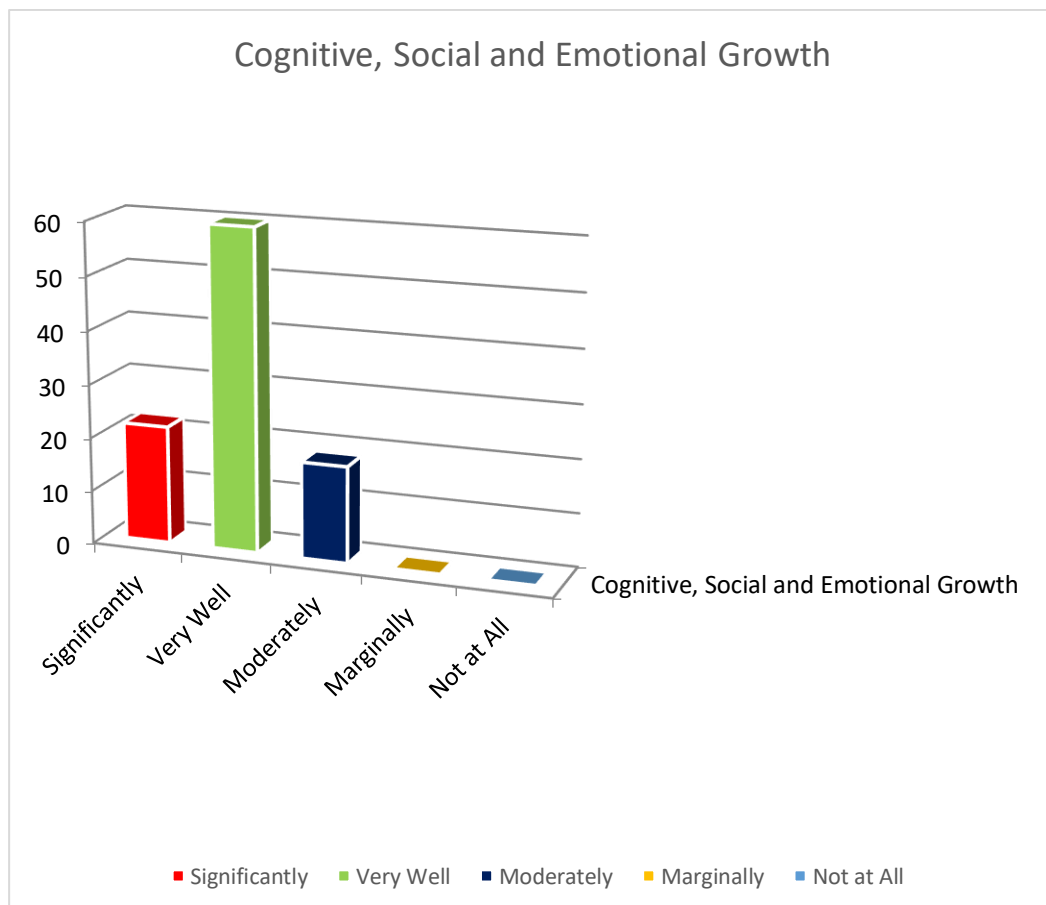
7. The institute takes active interest in providing internship, student exchange, field visit opportunities for students.

Attributes	Tally	Percentage (%)
Regularly	7	14
Often	21	42
Sometimes	22	44
Rarely	-	-
Never	-	-
Total	50	100%



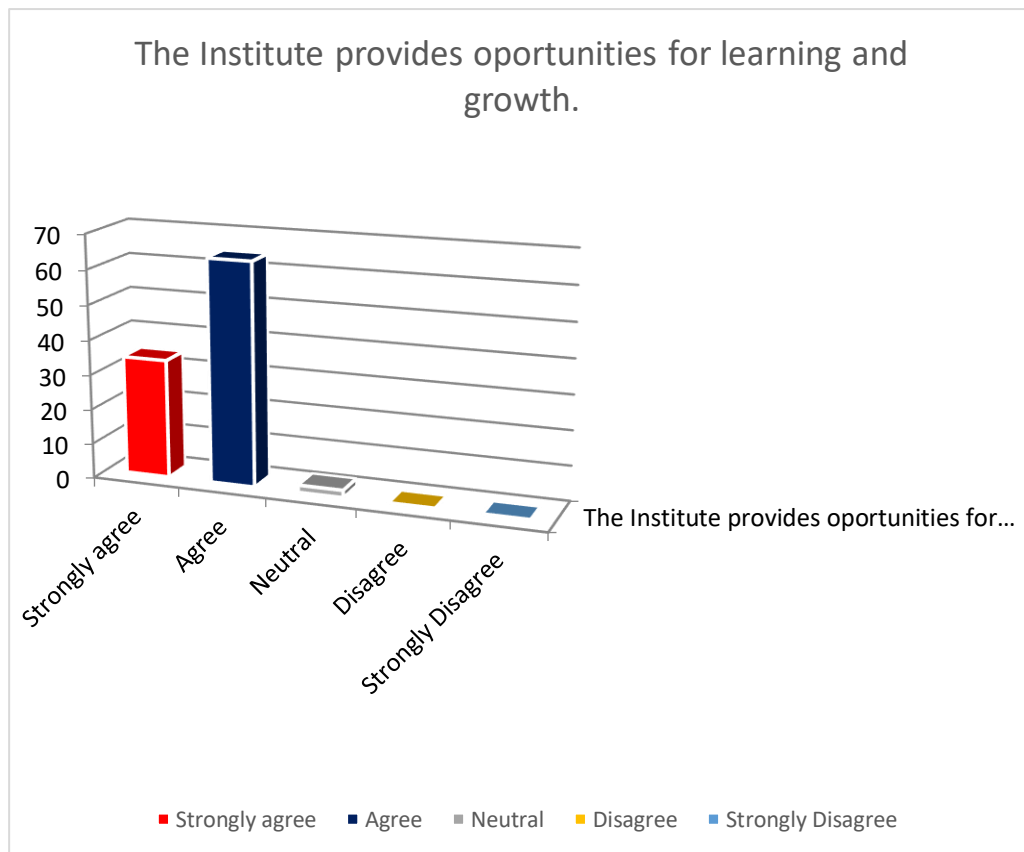
8. The teaching and mentoring process in your institution facilitates you in cognitive, social and emotional growth.

Attribute	Tally	Percentage (%)
Significantly	11	22
Very well	30	60
Moderately	9	18
Marginally	-	-
Not at all	-	-
Total	50	100%



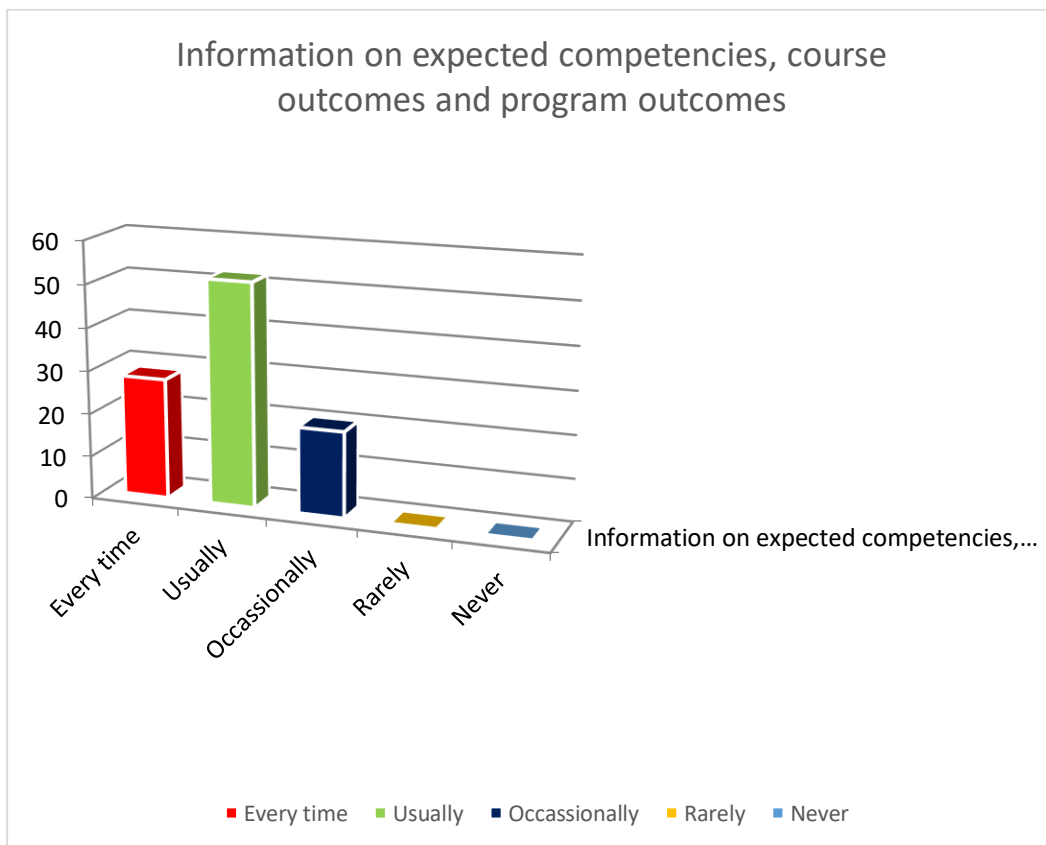
9. The institute provides multiple opportunities to learn and grow.

Attributes	Tally	Percentage (%)
Strongly agree	17	34
Agree	32	64
Neutral	1	2
Disagree	-	-
Strongly disagree	-	-
Total	50	100%



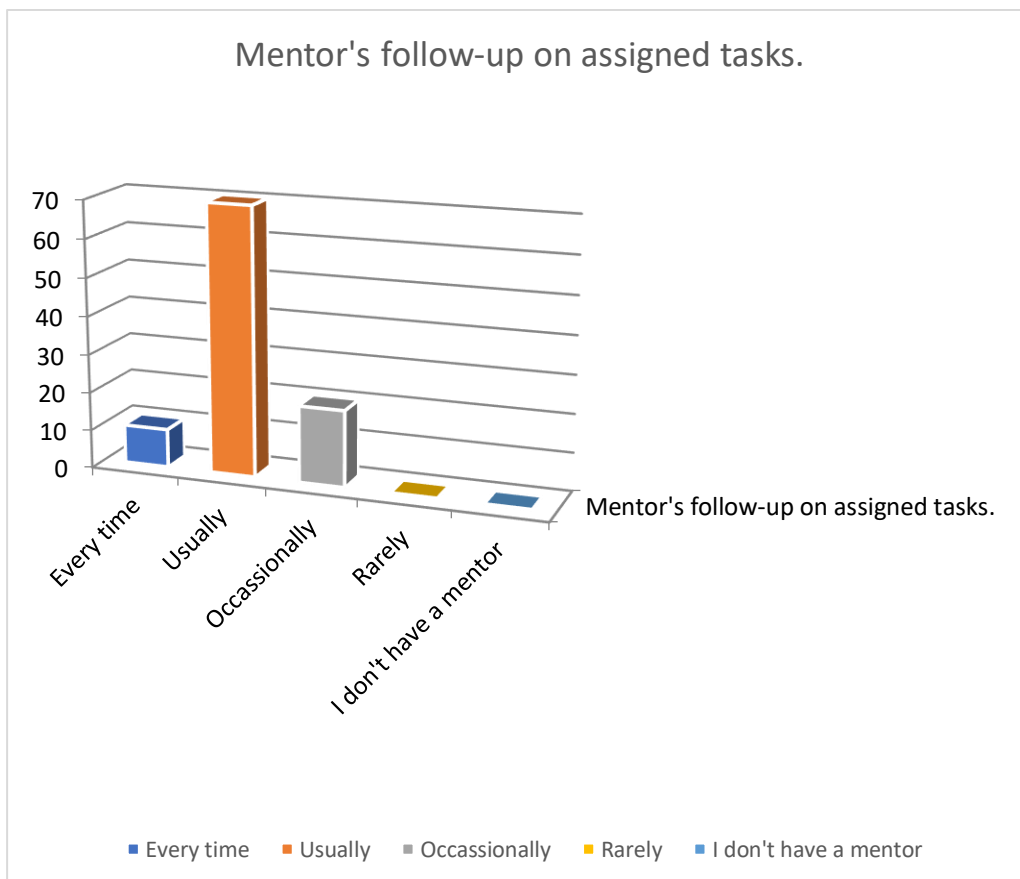
10. Teachers inform you about your expected competencies, course outcomes and program outcomes.

Attributes	Tally	Percentage (%)
Every time	14	28
Usually	26	52
Occasionally / sometimes	10	20
Rarely	-	-
Never	-	-
Total	50	100%



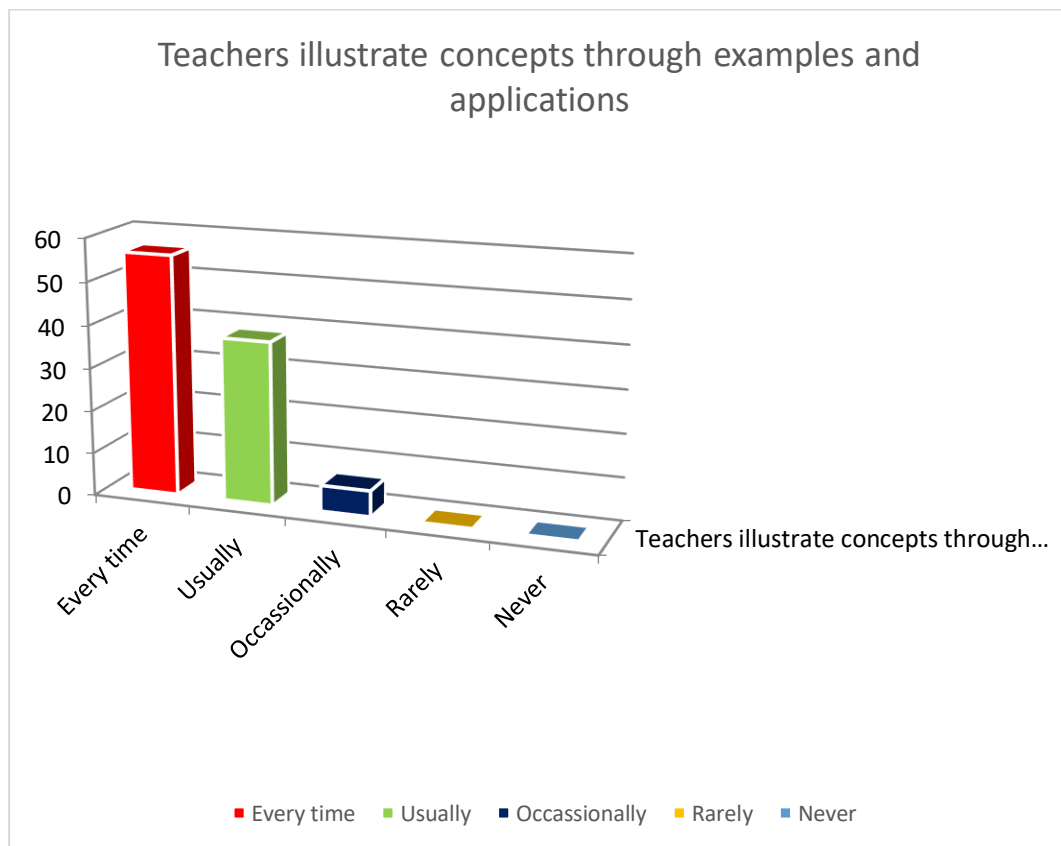
11. Your mentor does a necessary follow-up with an assigned task to you.

Attributes	Tally	Percentage (%)
Every time	5	10
Usually	35	70
Occasionally/ sometimes	10	20
Rarely	-	-
I don't have a mentor	-	-
Total	50	100%



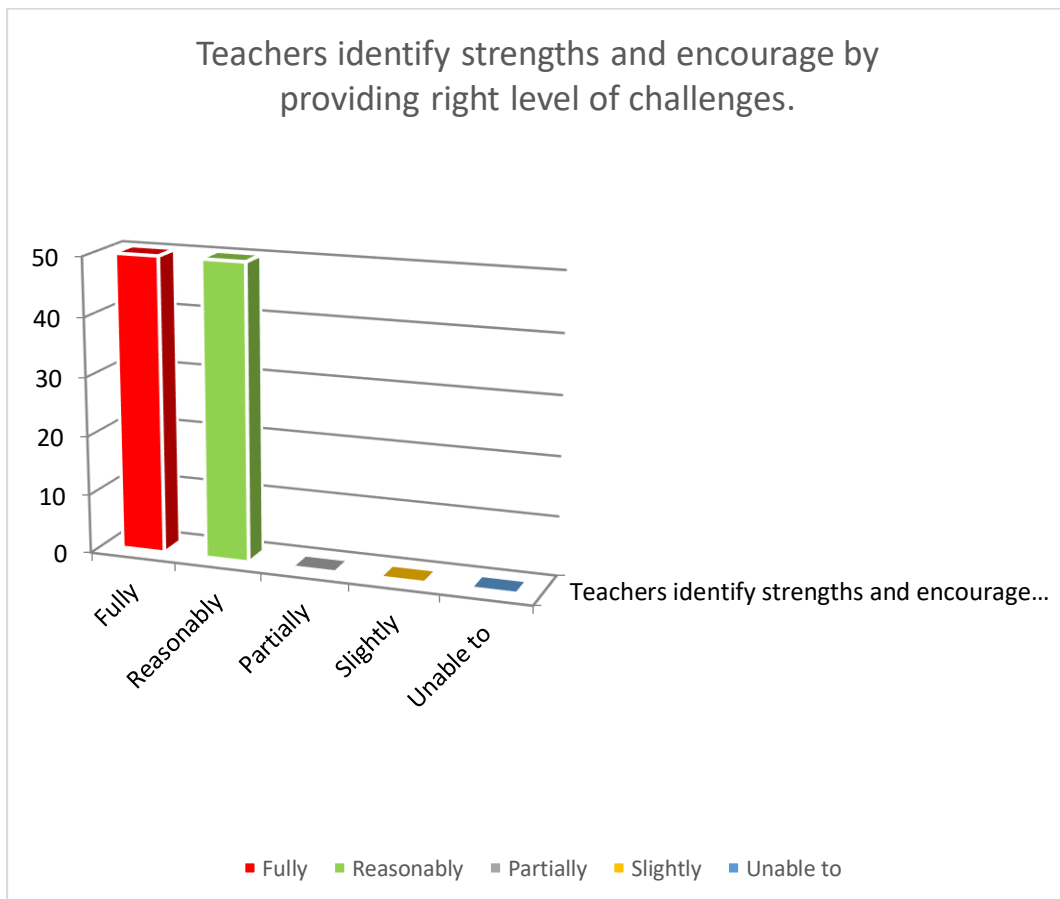
12. The teachers illustrate the concepts through examples and applications.

Attributes	Tally	Percentage (%)
Every time	28	56
Usually	19	38
Occasionally/sometimes	3	6
Rarely	-	-
Never	-	-
Total	50	100%



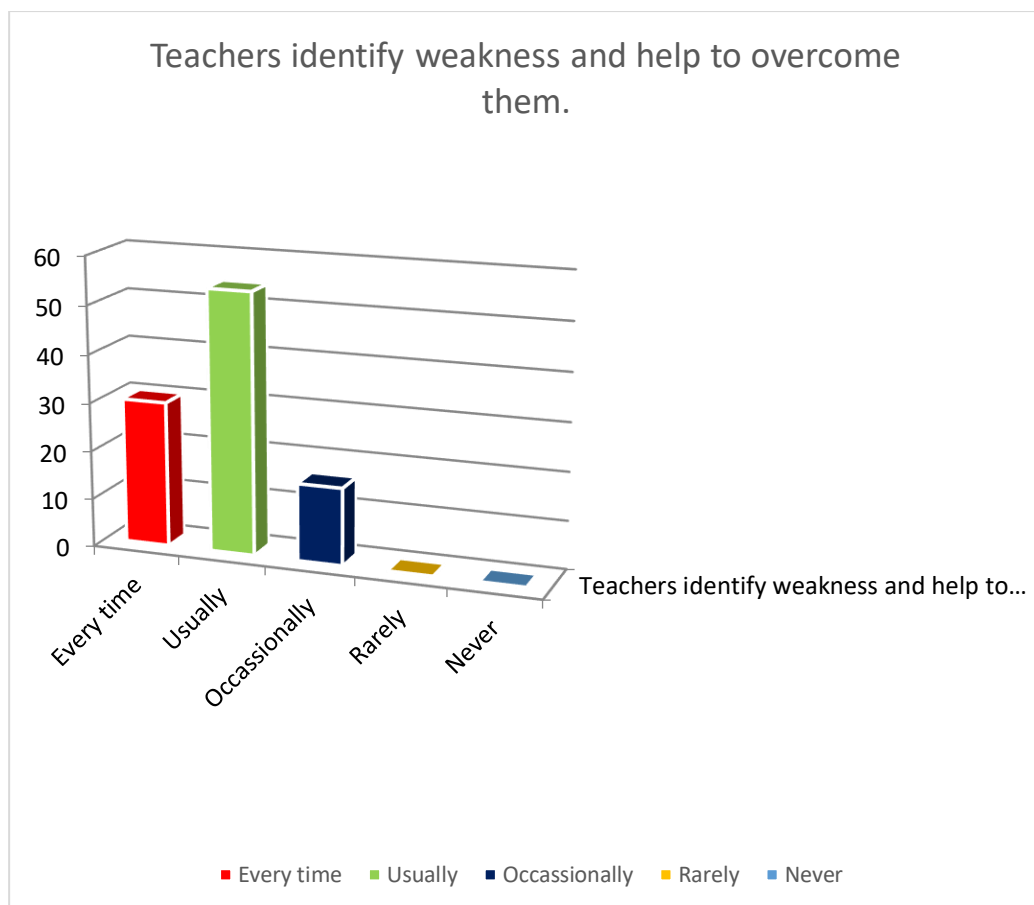
13. The teachers identify your strengths and encourage you with providing right level of challenges.

Attributes	Tally	Percentage (%)
Fully	25	50
Reasonably	25	50
Partially	-	-
Slightly	-	-
Unable to	-	-
Total	50	100%



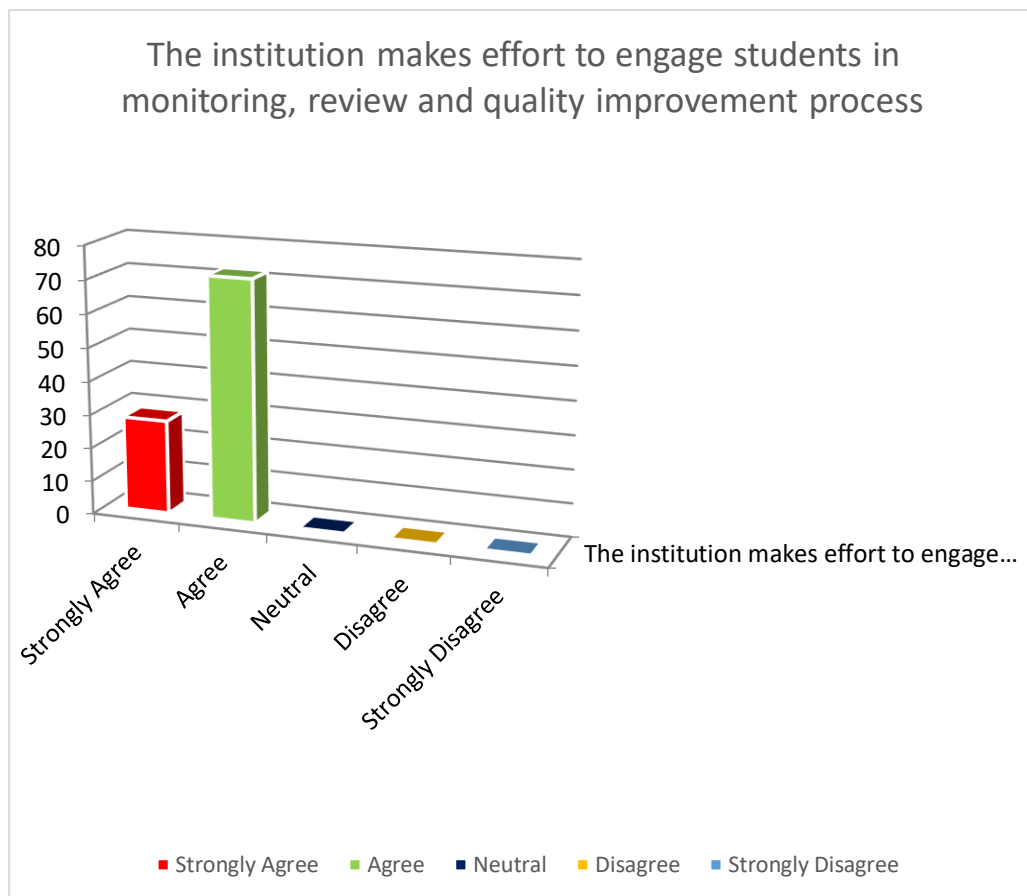
14. Teachers are able to identify your weakness and help you to overcome them.

Attributes	Tally	Percentage (%)
Every time	15	30
Usually	27	54
Occasionally / sometimes	8	16
Rarely	-	-
Never	-	-
Total	50	100%



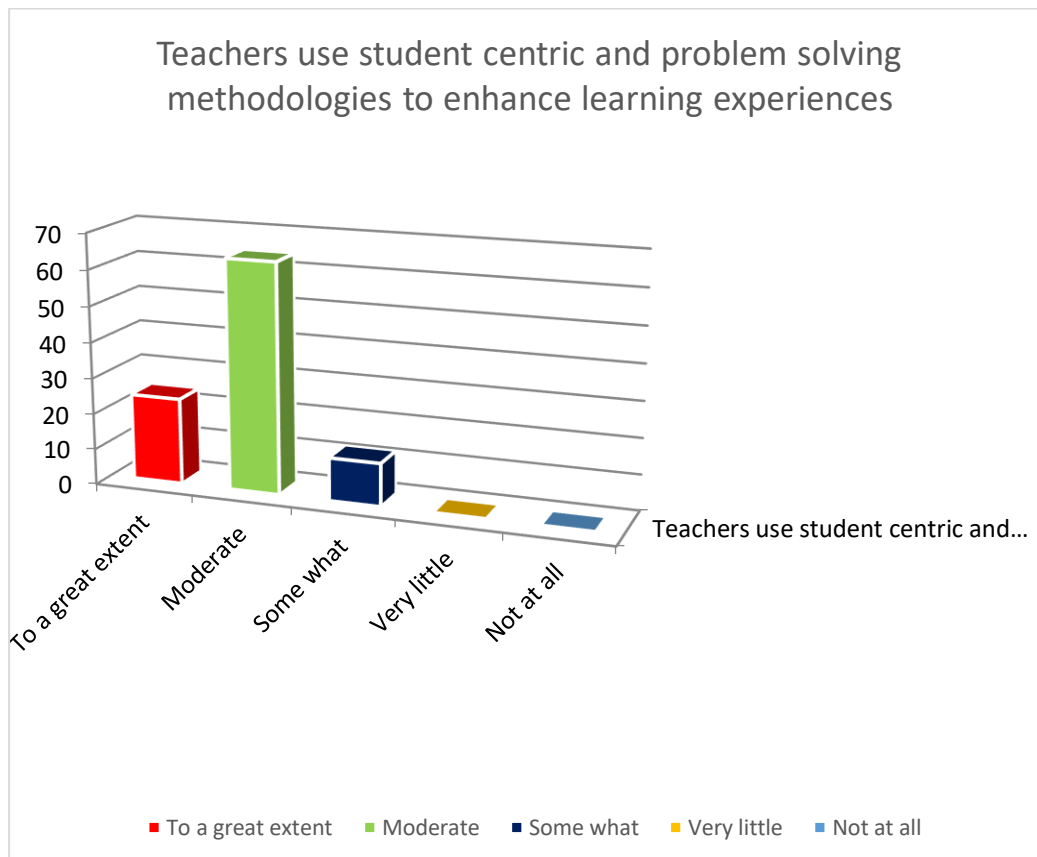
15. The institution makes effort to engage students in the monitoring, review and continuous quality improvement of the teaching learning process.

Attributes	Tally	Percentage (%)
Strongly agree	14	28
Agree	36	72
Neutral	-	-
Disagree	-	-
Strongly disagree	-	-
Total	50	100%



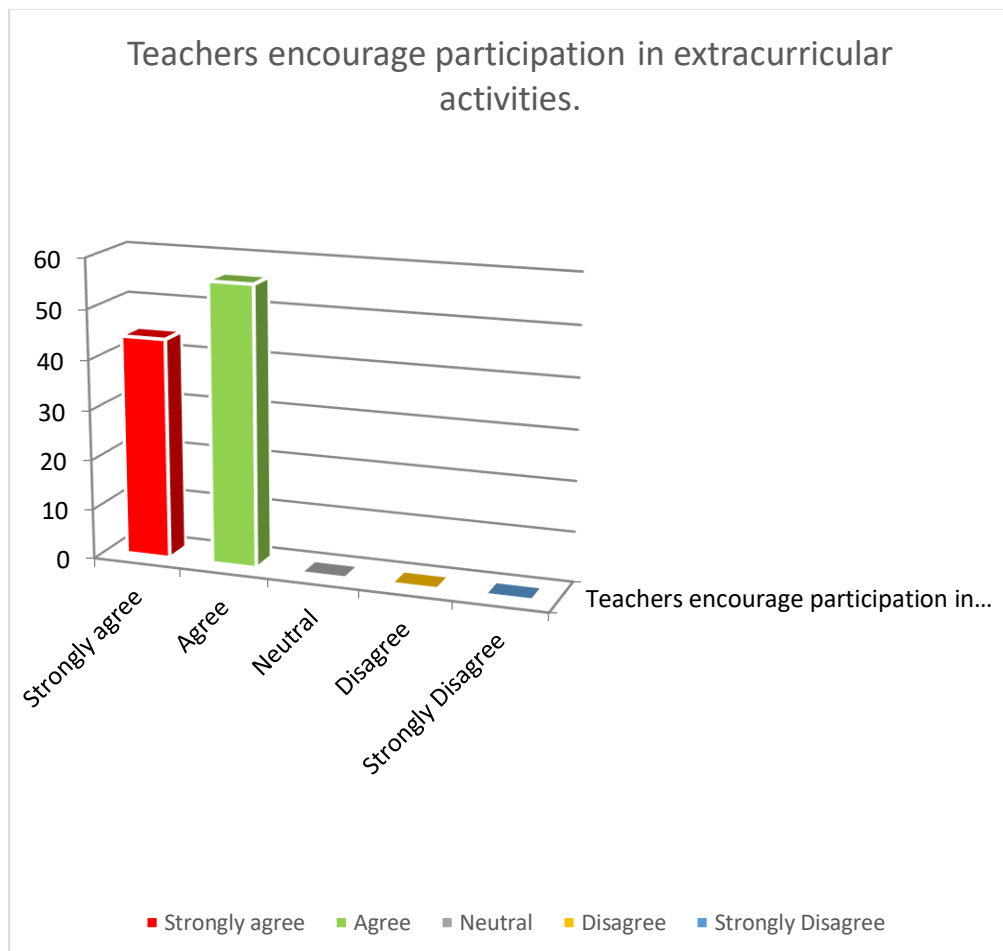
16. The institute/ teachers use student centric methods, such as experiential learning, participative learning and problem-solving methodologies for enhancing learning experiences.

Attributes	Tally	Percentage (%)
To a great extent	12	24
Moderate	32	64
Some what	6	12
Very little	-	-
Not at all	-	-
Total	50	100%



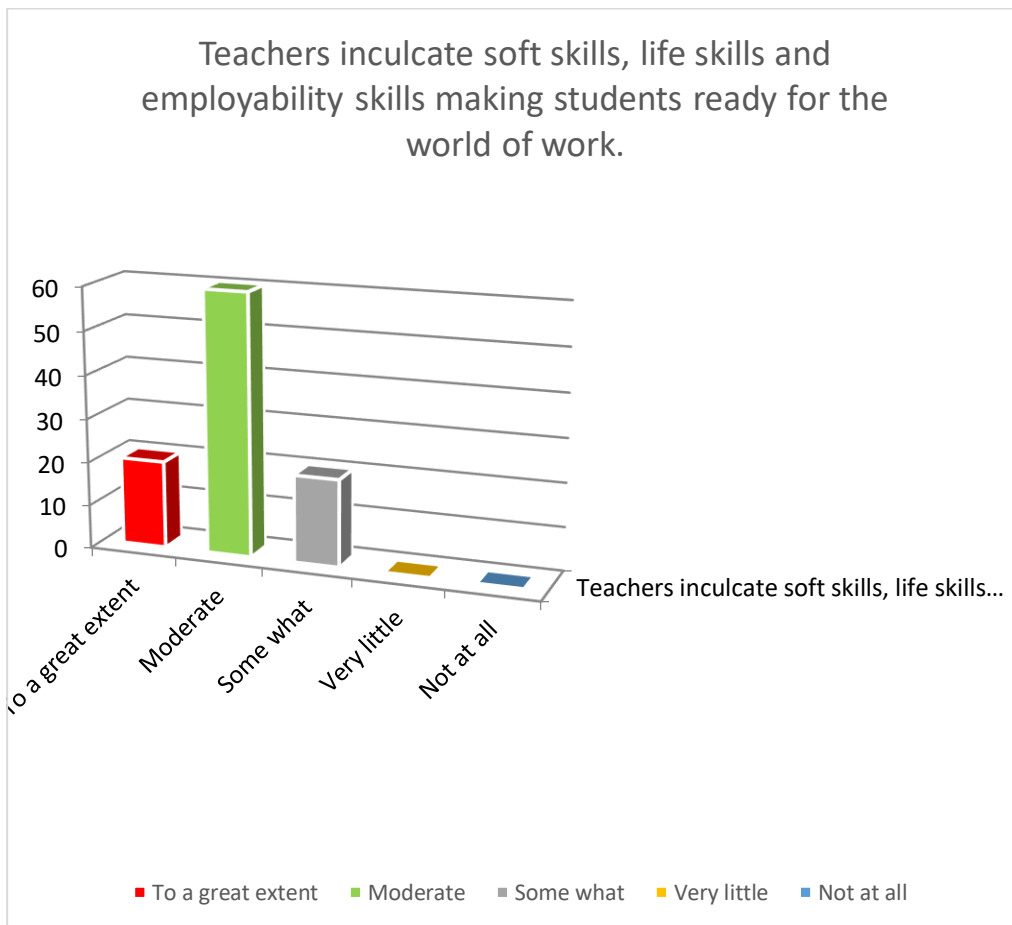
17. Teachers encourage you to participate in extracurricular activities.

Attributes	Tally	Percentage (%)
Strongly agree	22	44
Agree	28	56
Neutral	-	-
Disagree	-	-
Strongly disagree	-	-
Total	50	100%



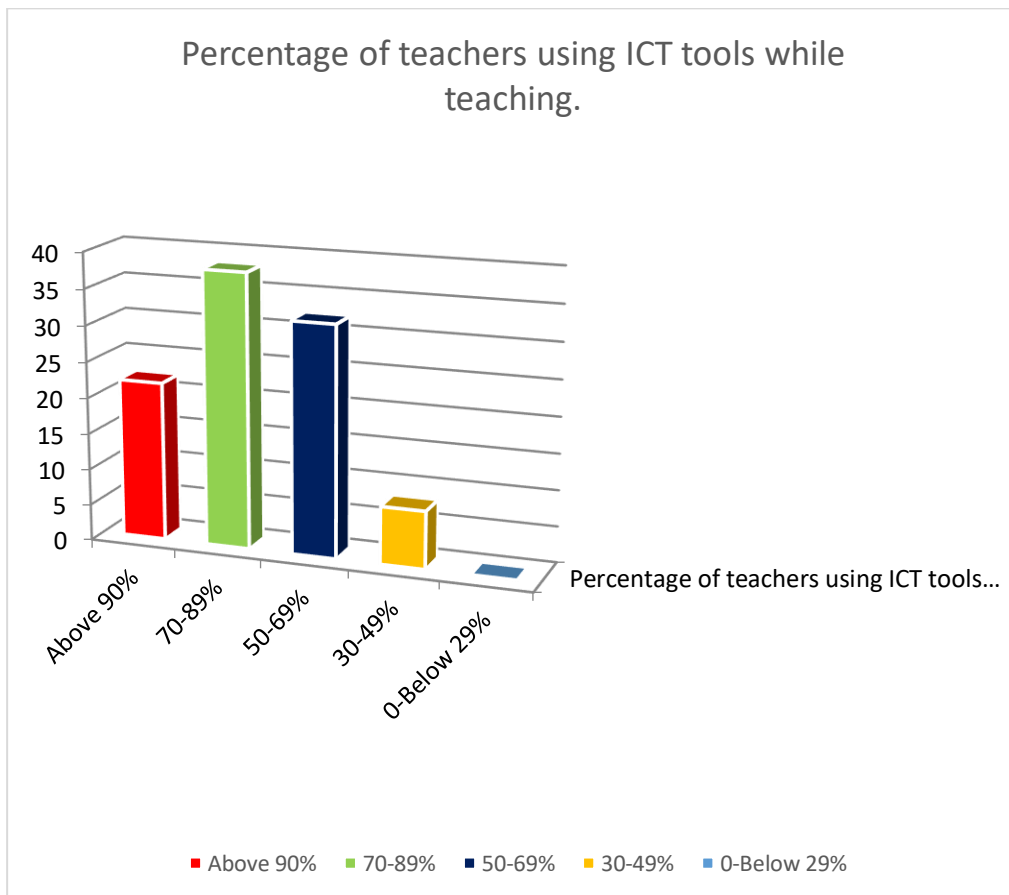
18. Efforts are made by the institute/ teachers to inculcate soft skills, life skills and employability skills to make you ready for the world of work.

Attributes	Tally	Percentage (%)
To a great extent	10	20
Moderate	30	60
Some what	10	20
Very little	-	-
Not at all	-	-
Total	50	100%



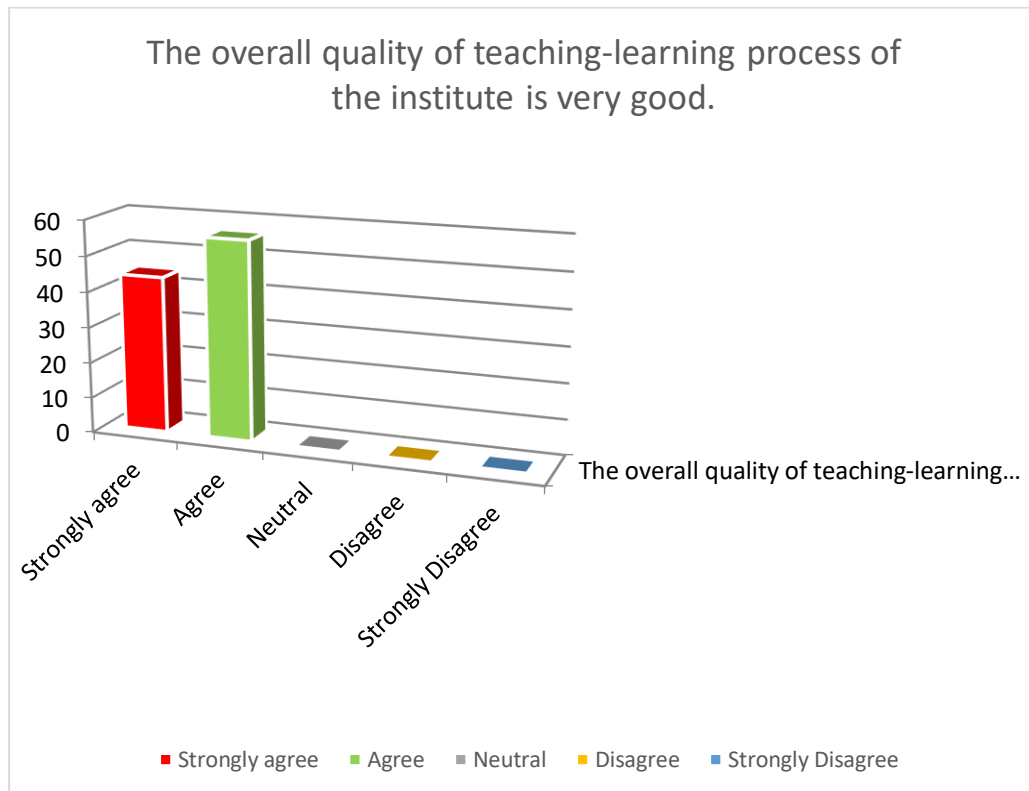
19. What percentage of teachers use ICT tools such as LCD projectors, multimedia, etc. while teaching?

Attributes	Tally	Percentage (%)
Above 90%	11	22
70-89%	19	38
50-69%	16	32
30-49%	4	8
Below 29%	-	-
Total	50	100%



20. The overall quality of teaching learning process in your institute is very good.

Attributes	Tally	Percentage (%)
Strongly agree	22	44
Agree	28	56
Neutral	-	-
Disagree	-	-
Strongly disagree	-	-
Total	50	100%



A Student Satisfaction Survey was conducted for the year 2024-2025 as per NAAC guidelines. The data was collected on the basis of the questionnaire designed by NAAC to assess teaching-learning and evaluation of higher education institutes. A random sample of 50 respondents, 43 pursuing Bachelors in Arts and 7 pursuing Bachelors in Science was surveyed upon.

In terms of classroom engagement, according to the survey, 100% of the students responded that 85-100% of the syllabus was covered in class. As for teacher's preparedness for class, 68% respondents expressed that the preparation was satisfactory and the remaining 32% felt that the teachers were very thorough. 60% of the students found the teacher's communication skill to be always effective, 20% felt that it was sometimes effective and 20% shared that it was satisfactory. 24% students described the teacher's approach to teaching as excellent, 64% described it to be very good and 12% felt that it was good.

With regard to fairness in internal evaluation, 54% of the respondents viewed that the teachers were always fair, another 34% shared that they were usually fair and 12% responded that it was sometimes fair. 50% of students responded that their performance in assignments were discussed with them every time, 42% shared that those discussions were usually done, 8% concluded that the assignments were sometimes discussed upon. 14% of students stated that the institute regularly took active interest in promoting internship, student exchange and field visit opportunities. 42% mentioned that such opportunities were often promoted, another 44% shared that it happened sometimes.

In the teaching and mentoring process, 22% felt that they were significantly facilitated by the process in their cognitive, social and emotional growth, 60% responded that it helped them very well and 18% opined that they were moderately impacted by the teaching and mentoring process. Majority of the students (64%) agreed that the institution provided multiple opportunities to learn and grow and 34% strongly agreed to the same while 2% remained neutral in their opinion. Around 52% of students responded that they were usually informed about the course outcomes and program outcomes, 20% stated that they were occasionally informed and another 28% were of the view that such information's were provided every time.

The survey showed 10% of the respondents recording that their mentor did necessary follow-ups of the assigned task every time. 70% responded that follow-ups were usually done and while another 20% opined that the mentors got back to their assigned task sometimes. 38% students felt that the teacher usually illustrated the concepts through examples and illustrations, 6% mentioned that illustrations were occasional, 56% revealed that the teachers always used examples and illustrations in explaining the concepts. 50% of students said that the teachers could reasonably identify their strengths and encourage them, while 50% answered that teachers were fully able to encourage them after identifying their strengths. About 54% students responded that the teacher usually noted their weakness and helped in overcoming them, 16% were of the view that they were occasionally assisted on the matter, 30% mentioned that the teacher helped them every time. About 72% of the students agreed that the institution made efforts to engage them in monitoring, review and continuous quality improvement of the teaching- learning process and the remaining 28% strongly agreed to this view. 64% of respondents cited that the teachers moderately used student centric methods for enhancing the learning experience, 24% mentioned that student centric methods were used to a great extend and 12% responded that the teachers somewhat used such methods.

Students were positive that teachers encouraged them to participate in extracurricular activities with 44% strongly agreeing to this and 56% being agreeable to it. 60% of the students responded that the institute/teachers put in moderate efforts to inculcate soft skills, life skills and employability skills, preparing them for the world of work, 20% felt that efforts were somewhat made in that direction and 20% strongly agreed that the institute/teachers

made efforts to a great extent for the same. According to 22% of students, more than 90% of teachers used ICT tools such as LCD projectors, multimedia, etc., during the course of teaching, 38% stated that 70-89% teachers used ICT tools, 8% shared that about 30-40% of teachers used ICT tools and 32% cited that 50-69% teachers used those tools for teaching them. 56% agreed that the overall quality of the teaching learning process was very good, and 44% concluded that they strongly agreed upon the ideal quality of the overall teaching learning process.

The respondents also made observations and suggestions to further improve the overall teaching-learning experience in the institution. They suggested the need for more tests, presentations, class interactions and discussions, to organise more extracurricular activities, student exchange activities, more detailed explanations, to have a more cordial and friendly relationship between students and teachers, arrange for career guidance talks and seminars on a regular basis and to connect to students on an individual level so as to be able to help and encourage them.

The college does well in areas of teaching and mentoring, with the faculty being portrayed as having the ability to communicate effectively and illustrate concepts efficiently, encourage class participation, motivate the students, identify their strengths and weakness and help them as much as possible.